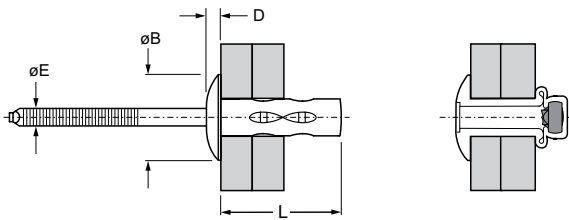

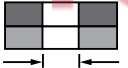






English	Français	Deutsch	Italiano	Español
Dome head	Tête plate	Flachrundkopf	Testa Tonda	Cabeza alomada
Body: Stainless steel* Natural	Corps: Inox* Brut	Hülse: Edelstahl* Unbehandelt	Corpo: Acciaio inox* Nessuna finitura	Cuerpo: Acero inoxidable* Natural
Stem: Stainless steel Natural	Tige: Inox Brut	Dorn: Edelstahl Unbehandelt	Gambo: Acciaio inox Nessuna finitura	Vástago: Acero inoxidable Natural

*: AISI 305



ø nom.	 min. max.		 min. max.		L nom.	øE nom.	øB max.	D max.	 kN ¹⁾	 kN ¹⁾	Part No.
	2.0	4.5	5.0	5.1							
4.8 (3/16")	2.0	4.5	5.0	5.1	12.3	3.0	10.0	1.25	4.30	4.80	TVD 603 GT
	3.5	6.0			13.7						TVD 605 GT
	5.0	7.5			15.3						TVD 607 GT
	6.5	9.0			16.8						TVD 609 GT
	9.0	11.5			19.7						TVD 613 GT

all dimensions in mm / en millimètre / alle Maße in mm / in millimetri / en milímetros

1) typical values / valeurs moyennes / typische Werte / Valori tipici / valores típicos